


GAGGIA
MILANO



BRERA
SERIES





BEAN-TO-CUP ESPRESSO

**THE FULLY-AUTOMATIC GAGGIA
BRERA IS THE ULTIMATE IN
CONVENIENCE: AT THE PUSH OF
A BUTTON, DRINKS COME FAST
AND FROTHY. SIMPLE TO USE,
IT CAN BE PROGRAMMED TO
SUIT YOUR PERSONAL COFFEE
PREFERENCES AND IT DELIVERS
WHAT IT PROMISES: A DELICIOUS
PROFESSIONAL COFFEE IN THE
COMFORT OF YOUR OWN KITCHEN.
IT'S ALSO ENERGY-EFFICIENT – IT
SWITCHES TO STANDBY MODE AFTER
ONE HOUR – AND HAS A SELF-
RINSING CYCLE WHICH KEEPS
IT COMPONENTS CLEAN.**



HIGHLIGHTS & FEATURES

REMOVABLE BREWING UNIT

Allows for easy cleaning and maintenance.

15-BAR PUMP

Pumps the water through the ground coffee at high pressure to ensure better-tasting crema-topped espressos.

RAPID STEAM SYSTEM

This exclusive system reduces the waiting time between brewing and steaming to a few seconds thank to its twin boilers.

EASY INTERFACE

You can easily select and programme the quantity of coffee for cup according with your preference. The LED display allow you a constant control of the machine and alert you when a descaling cycle is needed.

CERAMIC GRINDER

The ceramic coffee grinder assures silent functioning, high performance and maintenance of all the coffee properties.

OPTIAROMA SELECTOR

You can select the amount of coffee beans to be ground for each espresso.

GROUND COFFEE OPTION

This allows you to brew a different blend of coffee without changing the beans but using the ground coffee selected.

DESCALING ALARM

The machine will indicate when a descale cycle is necessary.



BRERA



Available also with back bodywork.







DETAILS

- 1 - Easy led interface
- 2 - Professional result in cup
- 3 - 5 grind settings
- 4 - Stainles steel Pannarello





Power supply

Stand-by – energy consumption

Class A

Pump pressure

Brewing group

Interface

Indicator lights

Boiler

Water tank

Water tank capacity

Coffee beans container capacity

Ceramic coffee grinder

Grind regulator

Gaggia Adapting System

Ground coffee per cup

Optidose

Pre-ground coffee option

Pre-brewing

Rapidsteam

Waste coffee grounds container

Coffee grounds container capacity

Coffee delivery

Hot water and steam output

Cappuccino accessory

Programmable coffee quantity in cup

Adjustable dispensing head

Cup plate

Size in cm (L x H x D)

Weight

Front panel finish

Bodywork

Available

Water filter

Coffee circuit rinsing

Descaling cycle

Accessories

230V 50Hz 1400W

120V 60Hz 1250W

< 1W

15 bar

Removable

Electronic / LED

Stainless steel

Removable

1.2 l

250 g

5 selections

7 - 10.5 g

Removable

8

1 or 2 coffee simultaneously

S/S Pannarello frother

Stainless steel

25.6 x 31.5 x 44.7

8.5 kg

Stainless steel

ABS

Silver, black

Optional

Automatic

Manual with warning

Lubricant, measuring spoon





GAGGIA.COM